# MATING TERMINAL INFORMATION

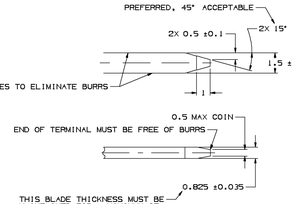


NOTE- TERMINALS ARE IDENTICAL.

MATERIAL- RECOMMENDED MATERIAL IS P-1546 (CDA 210) - EXTRA SPRING TEMPER - TIN PLATED BRASS
PLATING THICKNESS: 0.0026 - 0.0076 MM
TENSILE STRENGTH: 4.92 - 480 MPA
(MATERIAL SHOULD HAVE AN ELECTRICAL CONDUCTIVITY ≥ 20% IACS AT 68° F. USE OF MATERIAL WITH CONDUCTIVITY < 20% IACS SHOULD BE APPROVED BY DELPHI/ PACKARD ELECTRIC.)

# MATING CONNECTOR INFORMATION

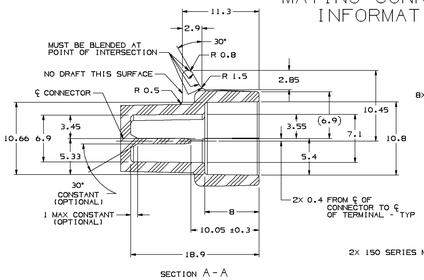


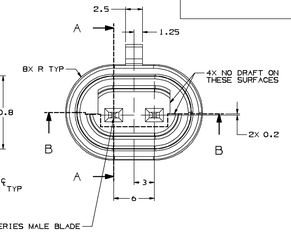


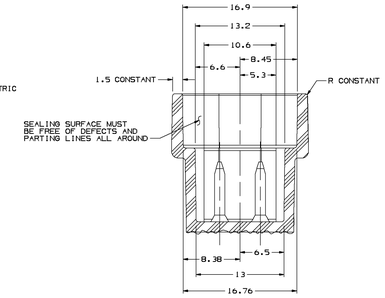


NOTES

1. ALL RADII 0.4, UNLESS OTHERWISE SPECIFIED
2. RECOMMENDED MATERIAL - GLASS FILLED NYLON OR POLYESTER
3. WHEN USING THIS INFORMATION FOR A NEW DESIGN, REQUEST THE LATEST COPY OF THIS PRINT FROM DELPHI PACKARD ELECTRIC

| SYMBOL DEFINITION | | |
|---|---|---|
| A DIMENSION WITHOUT AN INSPECTION REPORT SYMBOL ◯ DOES NOT REQUIRE INSPECTION. IT MAY BE CONTROLLED ON THE INDIVIDUAL COMPONENT DRAWING. | TOTAL NO OF INSPECTIONS REQUIRED | 21 |
| | LAST NO. USED | 20 |

| MISSING SYMBOLS |
|---|
| 2 4 |

| DWG STATUS | | | | | ZONE | REVISION HISTORY | AUTH | DR | APVD | APVD |
|---|---|---|---|---|---|---|---|---|---|---|
| DATE | STS | REV | N/P | DWG | | | | | | |
| 23JU99 | R | 01 | - | - | | CLEARED REV COLUMN ALL PARTS REDRAWN | 195107 | LJM | RMM | RP |
| 23JU99 | R | 02 | - | - | | 15355280 RELEASED | 990005 | LJM | RMM | RP |
| 28AU00 | R | 03 | - | - | | 12052644,12089499, 15324246, 15324647, 15355280 & 12186686 - CURRENT PC WAS TOO AND REMOVED DIMS 113 PLCS) | 202820 | JDD | BSI | RP |
| 31JL01 | R | 04 | - | - | | 12052644, 12089499, 15324243, 15324647, 15355280 & 12186686 - ADDED MATING CONNECTOR & TERMINAL INFORMATION | 211789 | JJJ | JJJ | MB |
| 06MR06 | R | 05 | - | - | | ALL ACTIVE PARTS - ADDED DIMS 13 PLCS, MATERIAL SPEC IN NOTE 9 WAS PM00510, 12575577 - RELEASED | 277364 | CJP | CJP | SAW |

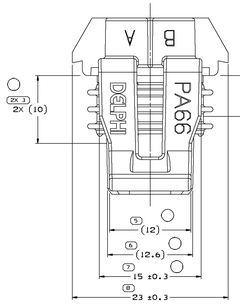


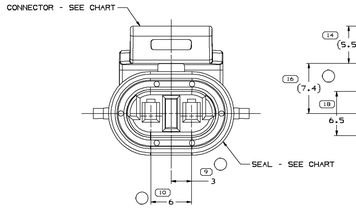


TYPE 101

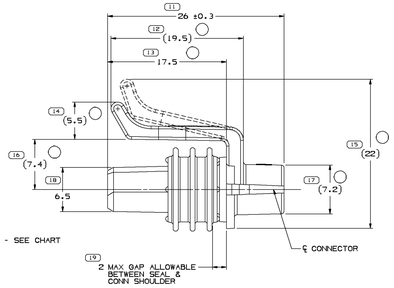


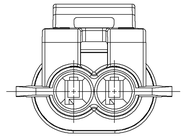

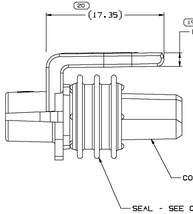


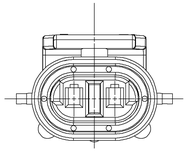

TYPE 104
KNOCKOUT PAD CONSTRUCTION

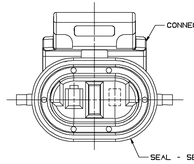


TYPE 103

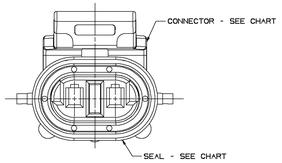


TYPE 102
KNOCKOUT PAD CONSTRUCTION

| PART NUMBER WITH ADHESIVE | REV | N/P | STATUS | PART NUMBER WITHOUT ADHESIVE | REV | N/P | STATUS | NUMBER OF CAVITIES | CAVITIES BLOCKED | CONNECTOR BODY | TYPE | CONNECTOR SEAL | MATING CONNECTOR | CONNECTOR COLOR |
|---|---|---|---|---|---|---|---|---|---|---|---|---|---|---|
| | - | - | - | 12575577 | 01 | - | - | 2 | NONE | 12575574 | 104 | 12103067 | SEE NOTE #3 | LT GRA |
| | - | - | | 15355280 | 01 | AC | | 0 | A,B | 15355279 | 101 OR 102 | 12103067 | SEE NOTE #3 | LT GRN |
| | - | - | | 15324647 | A4 | - | | 2 | NONE | 12052638 | 101 OR 102 | 15305167 | SEE NOTE #3 | LT GRAY |
| | - | - | | 15324243 | A4 | - | | 2 | NONE | 15324242 | 101 OR 102 | 12103067 | SEE NOTE #3 | GRAY |
| | - | - | | 12162409 | A2 | - | OBSOLETE | 1 | B | 12162408 | 101 | 12103067 | SEE NOTE #4 | NAT |
| | - | - | | 12162348 | A2 | - | OBSOLETE | 2 | NONE | 12162347 | 101 | 12103067 | SEE NOTE #5 | BLACK |
| | - | - | | 12089499 | B9 | - | | 1 | B | 12089498 | 101 OR 103 | 12103067 | SEE NOTE #4 | BLUE |
| 12186686 | A4 | - | | 12052644 | C8 | - | | 2 | NONE | 12052638 | 101 OR 102 | 12103067 | SEE NOTE #3 | LT GRAY |

| DRAWING NUMBER | | | | | | | |
|---|---|---|---|---|---|---|---|
| 12089588 | | | | | | | |
| SIZE | SCALE | FRAME NO | SHEET NO | STS | REV | N/P | |
| A1x3 | 5:1 | 2 OF 2 | 1 OF 1 | R | 05 | - | |

NOTES

1. UNLESS OTHERWISE SPECIFIED AND/OR INDICATED:
   DIMENSIONS ARE TO FACE OF VIEW SHOWN AND AUTOMATICALLY ROUNDED BY COMPUTER FOR INSPECTION. (SEE MATH MODEL FOR PRECISE DIMENSIONS.) FOR ALL OTHER DIMENSIONS NOT SHOWN BUT REQUIRED FOR TOOL BUILD, SEE MATH MODEL FOR PRECISE TOOL PATH DATA.
2. MATING COMPONENTS OR EQUIVALENT:
   CAVITIES TO ACCEPT 12048074 TERMINAL
   CABLE SEAL 12048086
   SECONDARY LOCK 12052634
3. THIS CONNECTOR TO MATE WITH CONNECTOR 12052648; OR EQUIVALENT.
4. THIS CONNECTOR TO MATE WITH TEMP. SW/SEN OR EQUIVALENT. ASM P/N 12162409 IS FOR HIGH TEMP. REQUIREMENTS.
5. THIS CONNECTOR TO MATE WITH REAR SW/SENSOR.
6. MAXIMUM CABLE DIAMETER - 2.8 MM
7. WHEN PARTS ARE SHIPPED, THEY MUST BE PACKED IN PLASTIC BAGS OR SHIPPING CONTAINERS MUST BE LINED WITH PLASTIC LINERS. BAGS OR LINERS MUST BE SEALED TO AVOID ENTRY OF FOREIGN MATTER.
8. SEALING CODE 3.
9. FOR PART NUMBERS WITH ADHESIVE, USE M3510001 OR ADHESIVE APPROVED BY MATERIALS ENGINEERING TO GLUE CONNECTOR SEAL TO CONNECTOR.

| DIMENSIONAL TOLERANCE (MM) | | | | | | | | | | | |
|---|---|---|---|---|---|---|---|---|---|---|---|
| FROM | 0 | 2 | 3.20 | 6.30 | 10 | 16 | 25 | 40 | 63 | 100 | 160 |
| TO | 2 | 3.20 | 6.30 | 10 | 16 | 25 | 40 | 63 | 100 | 160 | 250 |
| TOLERANCE | ±0.05 | ±0.1 | ±0.2 | ±0.3 | ±0.4 | ±0.5 | ±0.6 | ±0.8 | ±1 | ±1.2 | ±1.6 |

ANGULAR TOLERANCE ±1°

PROCESS SENSITIVE DIMENSION

DIMENSIONS ENCLOSED IN ( ) INDICATE DIMENSIONS NOT SUBJECT TO AN TOLERANCE DUETO ASC DEVELOPMENT

REFERENCE

THIRD ANGLE PROJECTION

DO NOT SCALE

USE MATH DATA

| DWG TYPE | PART DRAWING |
|---|---|
| STYLE | |
| VOLUME CODE | SEE CHART |
| SIZE CODE | D |

UNLESS OTHERWISE SPECIFIED

THIS DRAWING IS AN AUTOMATED DATA FORMAT (ADF) DRAWING. ALL DIMENSIONS, TOLERANCES, AND NOTES ARE TO BE DERIVED FROM THE MATH DATA. REFERENCE PRINTS OR DRAWINGS MAY BE USED SEPARATELY REGARDLESS OF SYSTEM REPRESENTATION.

ALL DIMENSIONS ARE IN MILLIMETERS

DELPHI

DELPHI PACKARD ELECTRIC SYSTEMS
WARREN, OH

| | | DATE |
|---|---|---|
| DR | | |
| APVD1 | JOSEPH HOUGELMAN | 14MR99 |
| APVD2 | JOSEPH HOUGELMAN | 27MR99 |
| APVD3 | RON PURL | 06MR00 |
| APVD4 | | |
| APVD5 | | |

MATERIAL: SEE CHART

SUBSTANCES OF CONCERN AND RECYCLED CONTENT PER DELPHI (DM4500)

DRAWING NAME: TAXI ASM CONN F W/P 150 SLD

| DRAWING NUMBER | | | | | | | |
|---|---|---|---|---|---|---|---|
| 12089588 | | | | | | | |
| SIZE | SCALE | FRAME NO | SHEET NO | STS | REV | N/P | |
| A1x3 | 5:1 | 1 OF 2 | 1 OF 1 | R | 05 | - | |

12089588