

6364106-4 ✓ ACTIVE

AMP-LATCH | AMP-LATCH Universal Headers

TE Internal #: 6364106-4

Ribbon Cable Connectors, Board-to-Board, 20 Position, 2.54 mm [.1 in] Centerline, Vertical, Through Hole - Solder, 2 Row, AMP-LATCH Universal Headers

[View on TE.com >](#)



Connectors > PCB Connectors > Wire-to-Board Connectors > FFC, FPC & Ribbon Connectors > Ribbon Cable Connectors >

AMP-LATCH UNIVERSAL HEADERS



Connector System: **Board-to-Board**

Number of Positions: **20**

Centerline (Pitch): **2.54 mm [.1 in]**

PCB Mount Retention: **Without**

PCB Mount Retention Type: **Mounting Ears**

[All AMP-LATCH UNIVERSAL HEADERS \(525\)](#)

Features

Product Type Features

Ribbon Cable Connector Header Type	Universal Ejection Pin Headers
Connector Mating Latch & Lock Type	Short
Connector Product Type	Connector Assembly
Connector System	Board-to-Board
Connector & Housing Type	Plug
Connector & Contact Terminates To	Printed Circuit Board

Configuration Features

Number of Positions	20
PCB Mount Orientation	Vertical
Number of Rows	2

Electrical Characteristics

Insulation Resistance	5000 MΩ
Operating Voltage	250 VAC

Body Features

Primary Product Color	Black
Connector Profile	Standard



Contact Features

Mating Square Post Dimension	.64 mm[.025 in]
PCB Contact Termination Area Plating Material Thickness	2.54 μ m[100 μ in]
Contact Type	Pin
	15 μ in
Contact Mating Area Plating Material	Gold Flash
Contact Shape & Form	Square
PCB Contact Termination Area Plating Material	Tin
Contact Base Material	Brass, Phosphor Bronze
Contact Current Rating (Max)	1 A

Termination Features

Round Termination Post & Tail Diameter	.64 mm[.025 in]
Termination Post & Tail Length	2.79 mm[.11 in]
Termination Method to Printed Circuit Board	Through Hole - Solder

Mechanical Attachment

Mating Alignment	With
PCB Mount Alignment	Without
Panel Mount Feature	Without
PCB Mount Retention	Without
PCB Mount Retention Type	Mounting Ears
Mating Alignment Type	Center, Dual Polarizing Bar
Mating Retention	With
Mating Retention Type	Ejection Latch
Connector Mounting Type	Board Mount

Housing Features

Housing Material	Glass Filled Nylon/Polyester
Centerline (Pitch)	2.54 mm[.1 in]

Dimensions

Shrouded End Dimension	3.81 mm[.15 in]
	1.76 in
Connector Height	13.94 mm[.549 in]
PCB Thickness (Recommended)	1.57 mm[.062 in]



Row-to-Row Spacing	2.54 mm [.1 in]
--------------------	-----------------

Usage Conditions

Housing Temperature Rating	Standard
Operating Temperature Range	-65 – 105 °C [-85 – 221 °F]

Operation/Application

Circuit Application	Signal
---------------------	--------

Industry Standards

UL Flammability Rating	UL 94V-0
------------------------	----------

Packaging Features

Packaging Quantity	18
Packaging Method	Tray

Other

Wire-to-Board Connector Comment	Pin headers in 10- and 14-position sizes have only one slot for snap-in polarizer (military polarization), located as shown., Pin headers in 10-position size have only slot for dual polarization, located as shown.
---------------------------------	---

Product Compliance

[For compliance documentation, visit the product page on TE.com>](#)

EU RoHS Directive 2011/65/EU	Compliant
EU ELV Directive 2000/53/EC	Compliant
China RoHS 2 Directive MIIT Order No 32, 2016	No Restricted Materials Above Threshold
EU REACH Regulation (EC) No. 1907/2006	Current ECHA Candidate List: JUNE 2023 (235) Candidate List Declared Against: JUNE 2023 (235) Does not contain REACH SVHC
Halogen Content	Not Low Halogen - contains Br or Cl > 900 ppm.
Solder Process Capability	Wave solder capable to 265°C

Product Compliance Disclaimer

This information is provided based on reasonable inquiry of our suppliers and represents our current actual knowledge based on the information they provided. This information is subject to change. The part numbers that TE has identified as EU RoHS compliant have a maximum concentration of 0.1% by weight in homogenous materials for lead, hexavalent chromium, mercury, PBB, PBDE, DBP, BBP, DEHP, DIBP, and 0.01% for cadmium, or qualify for an exemption to these limits as defined in the Annexes of Directive 2011/65/EU (RoHS2). Finished electrical and electronic equipment products will be CE marked as required by Directive 2011/65/EU. Components may not be CE marked. Additionally, the part

numbers that TE has identified as EU ELV compliant have a maximum concentration of 0.1% by weight in homogenous materials for lead, hexavalent chromium, and mercury, and 0.01% for cadmium, or qualify for an exemption to these limits as defined in the Annexes of Directive 2000/53/EC (ELV). Regarding the REACH Regulation, the information TE provides on SVHC in articles for this part number is based on the latest European Chemicals Agency (ECHA) 'Guidance on requirements for substances in articles' posted at this URL: <https://echa.europa.eu/guidance-documents/guidance-on-reach>

Compatible Parts

 <p>TE Part # 499252-2 020 STRAIN RELIEF A-L RCPT</p>	 <p>TE Part # 5088450-2 PULL LOOP, CUT LENGTH .44 IN</p>	 <p>TE Part # CAT-AM71-A85022 Female Socket Connectors: Strain Relief</p>	 <p>TE Part # 1658620-4 20 NOVO MIL 15DP, LEAD FREE</p>
 <p>TE Part # 1-1658526-2 609-2030LF FEM SOCKET, LEAD FREE</p>	 <p>TE Part # 1658621-4 20 NOVO MIL/CTR 15DP, LEAD FREE</p>	 <p>TE Part # 1-1658526-3 609-2041LF FEM SOCKET, LEAD FREE</p>	 <p>TE Part # 1658622-4 20 NOVO MIL/CTR 30DP, LEAD FREE</p>
 <p>TE Part # 1658623-4 20 NOVO MIL 30DP, LEAD FREE</p>	 <p>TE Part # 1658624-4 20 NOVO DUAL 30DP, LEAD FREE</p>	 <p>TE Part # 2-1658527-3 622-2030LF=FSKT IDC S 20 30AU</p>	 <p>TE Part # 1658528-4 636-2041LF FEM SOCKET, LEAD FREE</p>
 <p>TE Part # 102320-1 UNIVERSAL HEADER LATCH</p>	 <p>TE Part # 1658527-8 622-2041LF FEM SOCKET, LEAD FREE</p>	 <p>TE Part # 1-1658528-5 636-2030LF=FEM SKT BLADE POL 1</p>	 <p>TE Part # 3-1658526-0 609-2000MLF=FSKT IDC S 20 30AU</p>

Also in the Series | **AMP-LATCH Universal Headers**



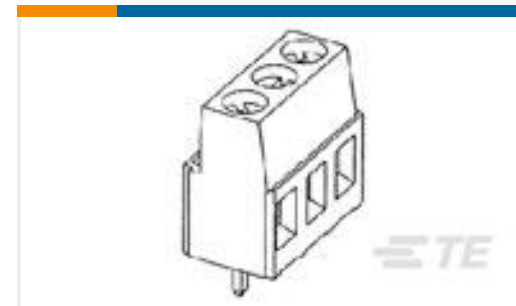


Connector Hardware(13)



Ribbon Cable Connectors(525)

Customers Also Bought

TE Part #1-206455-2
23-63 SZ CPC PSTD PIN RECPT LFTE Part #5499786-6
AMP-LATCH UNIVERSAL HEADERSTE Part #1625971-5
HSA25 10R 5%TE Part #747846-6
25 MSFL RCPT RA 318 (SL,FM,BL)TE Part #34070
PG BUTT SPLC 22-16COMM22-18MILTE Part #61365-1
250 FASTON TAB TPBRTE Part #2-1393143-4
27E212=SOCKET,R10,10,PC,PHENTE Part #282857-8
TERMI-BLOK PCB MOUNT 90 8P.5TE Part #390088-2
BLACK HSG WITH 15AU CONTACT

Documents

Product Drawings

[A/L UNIV HDR 20P VERT LG LAT](#)

English

CAD Files

[Customer View Model](#)

[ENG_CVM_6364106-4_B.3d_igs.zip](#)

English

[Customer View Model](#)



[ENG_CVM_6364106-4_B.3d_stp.zip](#)

English

Customer View Model

[ENG_CVM_6364106-4_B.2d_dxf.zip](#)

English

3D PDF

English

By downloading the CAD file I accept and agree to the [Terms and Conditions](#) of use.

Product Specifications

Product Specification

English