

Surface Mount Glass Passivated Standard Rectifier

Reverse Voltage 1000 V
Forward Current - 1.0A



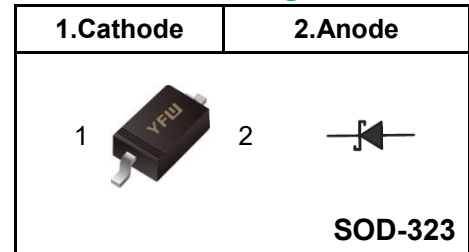
FEATURES

- ◆ Low Forward Voltage Drop
- ◆ Guard Ring Construction for Transient Protection
- ◆ Negligible Reverse Recovery Time
- ◆ Low Capacitance
- ◆ Lead free in comply with EU RoHS 2011/65/EU directives

MECHANICAL DATA

- ◆ Case: SOD-323
- ◆ Terminals: Solderable per MIL-STD-750, Method 2026
- ◆ Approx. Weight: 5.48mg /0.00019oz

Pinning



Marking Code

SM4007WS	T7
-----------------	-----------

Maximum Ratings and Electrical characteristics

Ratings at 25 °C ambient temperature unless otherwise specified.

Parameter	Symbols	SM4007WS	Units
Peak Repetitive Reverse Voltage	V_{RRM}	1000	V
RMS reverse voltage	V_{RMS}	700	V
Working Peak Reverse Voltage	V_{DC}	1000	V
Maximum Average Forward Rectified Current	$I_{F(AV)}$	1	A
Peak Forward Surge Current, 8.3ms Single Half Sine-wave Superimposed On Rated Load	I_{FSM}	20	A
Maximum Instantaneous Forward Voltage 1A	V_F	1.0	v
Maximum DC Reverse Current $T_a=25\text{ }^\circ\text{C}$ at Rated DC Blocking Voltage $T_a=125\text{ }^\circ\text{C}$	I_R	5 50	μA
Typical Thermal Resistance ⁽¹⁾	$R_{\theta JA}$	55	$^\circ\text{C/W}$
Typical reverse recovery time ⁽²⁾	T_{rr}	1.5	μS
Typical junction capacitance ⁽³⁾	C_j	5	pF
Operating and Storage Temperature Range	T_j, T_{stg}	-55 ~ +150	$^\circ\text{C}$

(1) P.C.B. mounted with 0.2" X 0.2" (5 X 5 mm) copper pad areas.

(2) Measured with $I_F=0.5\text{A}, I_R=1\text{A}, I_{rr}=0.25\text{A}$

(3) Measured at 1 MHz and applied reverse voltage of 4 V D.C

Fig.1 Forward Current Derating Curve

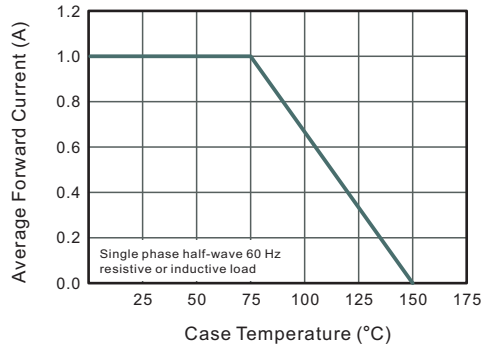


Fig.2 Typical Instantaneous Reverse Characteristics

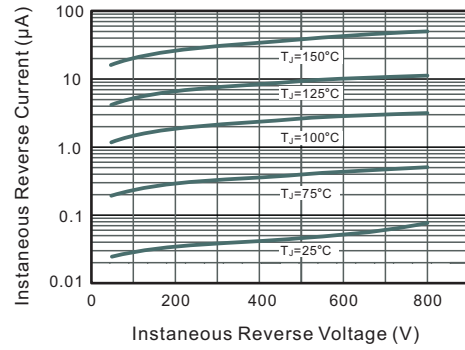


Fig.3 Typical Forward Characteristic

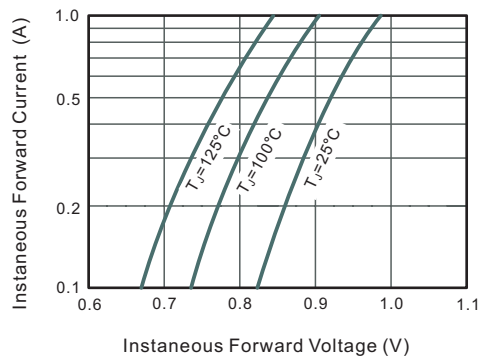


Fig.4 Typical Junction Capacitance

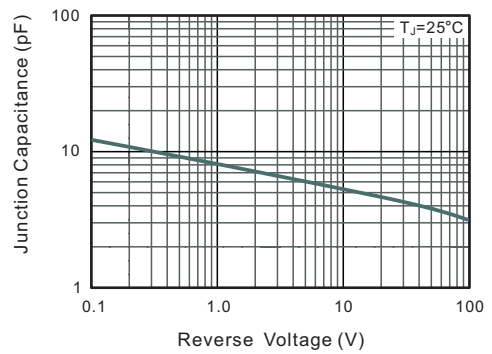
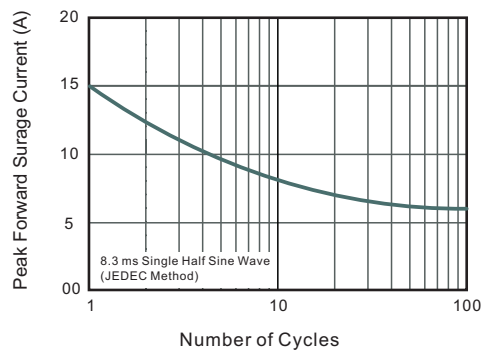
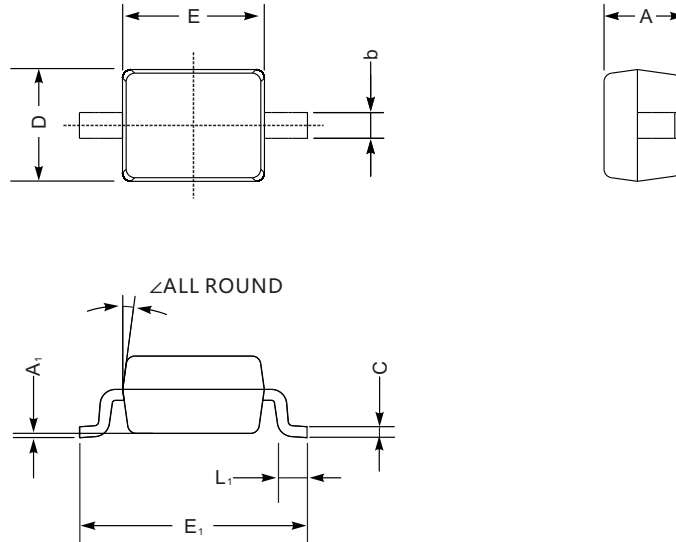


Fig.5 Maximum Non-Repetitive Peak Forward Surge Current



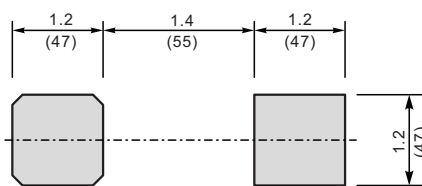
Package Outline SOD-323

Plastic surface mounted package; 2 leads



UNIT		A	C	D	E	E ₁	b	L ₁	A ₁	∠
mm	max	1.1	0.15	1.4	1.8	2.75	0.4	0.45	0.2	9°
	min	0.8	0.08	1.2	1.4	2.55	0.25	0.2	—	
mil	max	43	5.9	55	70	108	16	16	8	
	min	32	3.1	47	63	100	9.8	7.9	—	

The recommended mounting pad size



Unit: $\frac{\text{mm}}{\text{mil}}$

Summary of Packing Options

Package	Packing Description	Packing Quantity	Industry Standard
SOD-323	Tape/Reel, 7" reel	3000	EIA-481-1