

承认书

SPECIFICATION FOR APPROVAL

客户名称:

Customer Name: _____

客户料号:

Customer P/N: _____

产品名称:

贴片电感

Product Name: _____

产品料号:

OLNR4030系列

Product P/N: _____

客户承认栏 APPROVED FOR CUSTOMER	DRAWN (制图)	CHECKED (检查)	APPROVED (确认)
	邓晓婷	王剑锋	李凯豪
	2025-08-19	2025-08-19	2025-08-19

确认无误后敬请签回 (Please Return After Approved)

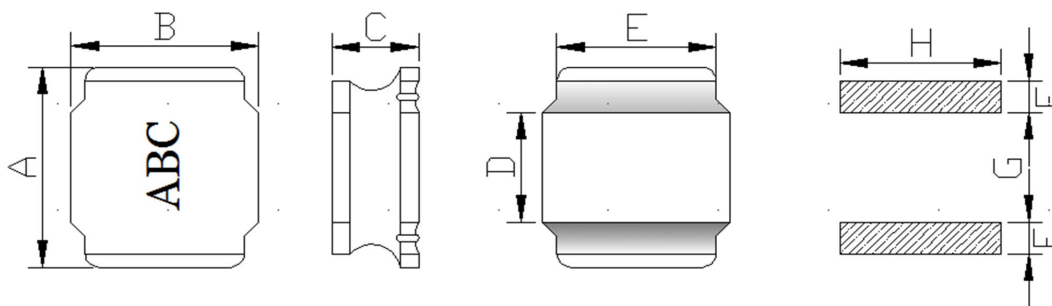
深圳市一络电子科技有限公司

联系人: 严小姐 13528791609

文件编号 File Number		版本号 Version Number	A	页码 page	
---------------------	--	-----------------------	---	------------	--

1、外形尺寸 Dimension :

单位Unit: mm



A	4.00±0.2
B	4.00±0.2
C	3.0 Max
D	1.8±0.3
E	3.2 Ref
F	1.3 Ref
G	1.6 Ref
H	3.7 Ref

2、产品品名构成 Product Spec. Model

OLNR 4 0 3 0 . 6R8 M

a b c d

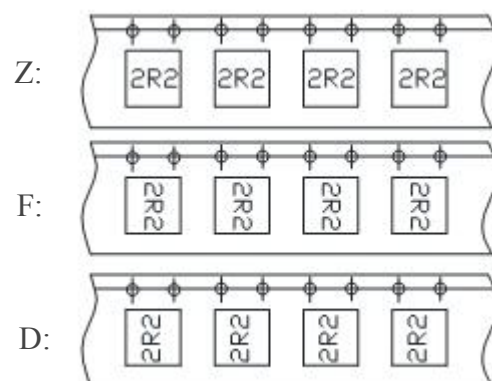
a: 系列名称 Series name

b: 产品尺寸 Product dimensions (A x B x C)

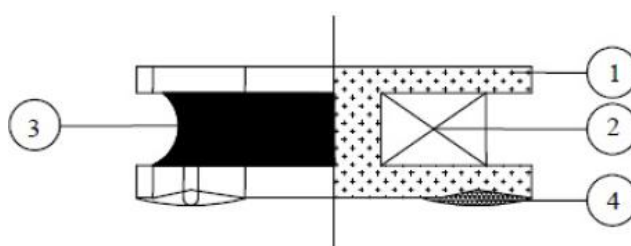
c: 电感值 Inductance Value
(1R0:1.0uH; 100: 10uH; 101:100uH)

d: 电感公差 Inductance Tolerance (K:10% ; M:20% ; N:30%)

▶ Lettering direction



3、结构 Structure



4、材料清单 MATERIAL LIST

NO.	PARTS	MATERIAL	UL FILE NO.	TEMP. CLASS
1	DRUM CORE	Ni-Zn CORE OR EQUIVALENT	NA	NA
2	WIRE	POLYURETHANE ENAMELLED COPPER WIRE OR EQUIVALENT	E258243	180°C
3	ADHESIVE	EPOXY RESIN OR EQUIVALENT	NA	NA
4	SOLDER	Sn99.3-Cu0.7 OR EQUIVALENT	NA	NA

*NA:NOT APPLICABLE.

文件编号 File Number		版本号 Version Number	A	页码 page	
---------------------	--	-----------------------	---	------------	--

5、电性能参数表 Electrical Characteristics List

规格型号 Part NO.	电感量 Tolerance(μ H)	测试频率 Test Freq. (kHz/v)	直流电阻 DC Max (Ω)	饱和电流 Isat (A)	温升电流 Irms (A)
OLNR4030-R24N	0.24	100/0.25	0.012	8.00	5.10
OLNR4030-R47N	0.47	100/0.25	0.013	7.50	4.82
OLNR4030-R68N	0.68	100/0.25	0.013	6.80	4.56
OLNR4030-R91N	0.91	100/0.25	0.017	6.25	4.25
OLNR4030-1R0N	1.0	100/0.25	0.018	5.26	4.25
OLNR4030-1R5N	1.5	100/0.25	0.026	4.84	3.34
OLNR4030-1R8N	1.8	100/0.25	0.033	4.40	3.20
OLNR4030-2R2M	2.2	100/0.25	0.039	4.10	2.95
OLNR4030-3R3M	3.3	100/0.25	0.052	3.30	2.40
OLNR4030-4R7M	4.7	100/0.25	0.078	2.90	2.00
OLNR4030-5R6M	5.6	100/0.25	0.085	2.60	1.95
OLNR4030-6R8M	6.8	100/0.25	0.117	2.75	1.60
OLNR4030-8R2M	8.2	100/0.25	0.117	2.10	1.60
OLNR4030-100M	10	100/0.25	0.130	1.95	1.50
OLNR4030-120M	12	100/0.25	0.175	1.70	1.30
OLNR4030-150M	15	100/0.25	0.247	1.65	1.11
OLNR4030-220M	22	100/0.25	0.292	1.30	1.00
OLNR4030-330M	33	100/0.25	0.429	1.10	0.84
OLNR4030-470M	47	100/0.25	0.579	0.95	0.72
OLNR4030-560M	56	100/0.25	0.722	0.85	0.65
OLNR4030-680M	68	100/0.25	1.128	0.72	0.52
OLNR4030-820M	82	100/0.25	1.378	0.66	0.47
OLNR4030-101M	100	100/0.25	1.495	0.60	0.45
OLNR4030-151M	150	100/0.25	2.340	0.50	0.30
OLNR4030-181M	180	100/0.25	3.400	0.45	0.26
OLNR4030-221M	220	100/0.25	3.250	0.40	0.35
OLNR4030-331M	330	100/0.25	5.200	0.30	0.25

※公差Tolerance: N:±30%、M:±20%、K:±10%.

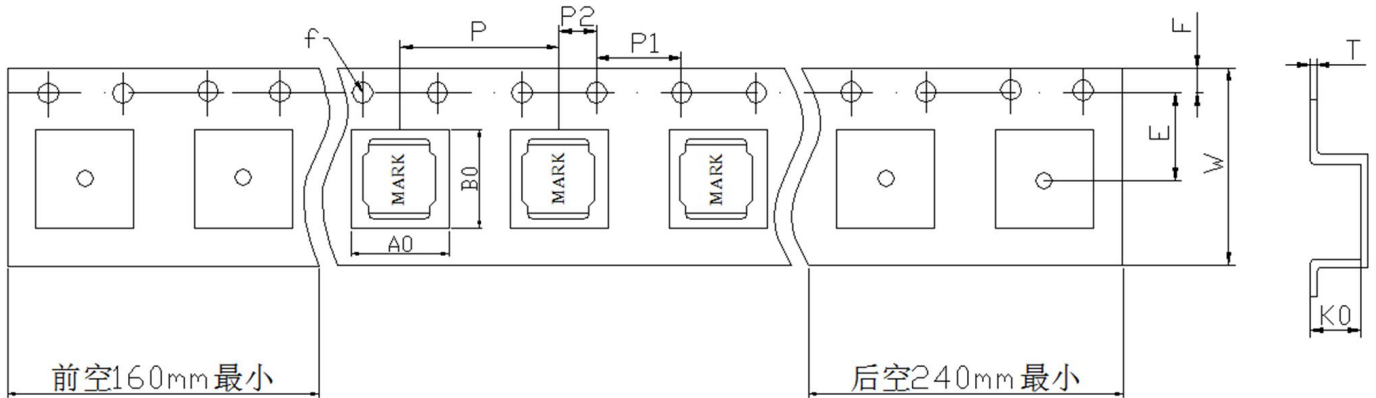
※工作温度Operating temperature rang: -40 °C to +125°C (Including Self-heating)

※储存温度Storage temperature rang: -40 °C to +125°C

额定电流: 指使电感量比初始值下降30%或电感器表面温度上升 40°C 的电流值 (参考周围环境温度 25°C)。
The rated DC current is that which cause at 30% inductance reduction from the initial value or inductor surface temperature to rise by 40°C, whichever is smaller (Reference ambient temperature 25°C).

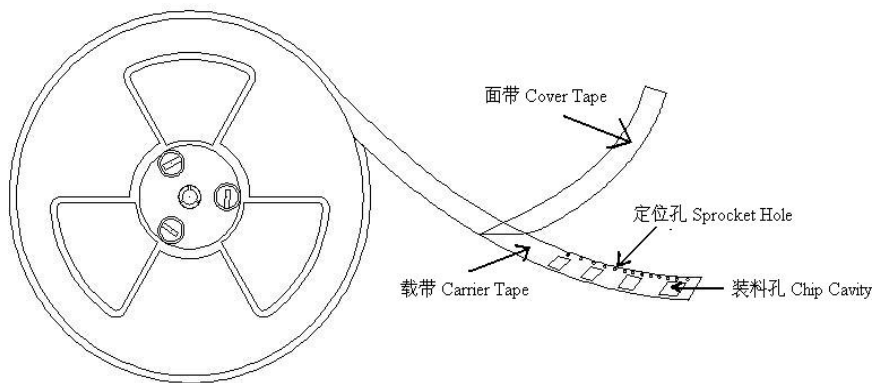
6、产品包装 Packaging

1) 载带包装示意图 Tape packing diagram



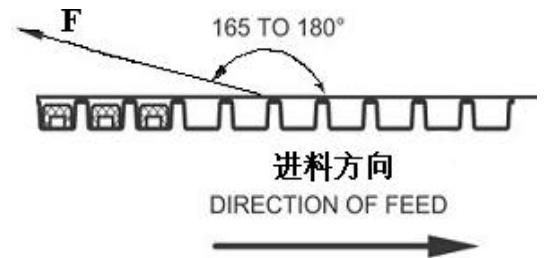
ITEM	W	A0	B0	K0	P	E	F	D0	P0	P2	T
DIM	12.00	4.30	4.30	3.20	8.00	5.50	1.75	1.50	4.00	2.00	0.30
TOLE	±0.3	±0.1	±0.1	±0.1	±0.1	±0.1	±0.1	+0.1	±0.1	±0.1	±0.05

2) 卷盘包装示意图 Tape packing diagram



3) 剥离强度要求 Peeling required

- ① F 力大小: 20~100g;
- ② 面带剥离角度: 165°~180°。



4) 包装数量 Packing quantity

项目	数量 (PCS)	尺寸规格 (mm)
盘	2000	13"
内盒	8000	340mm*340mm*65mm
外箱	16000	360mm*360mm*160mm